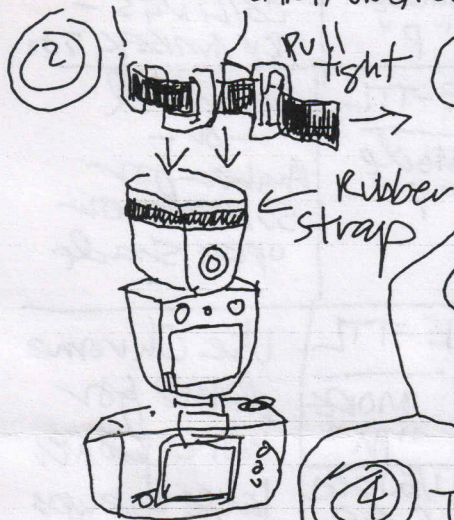
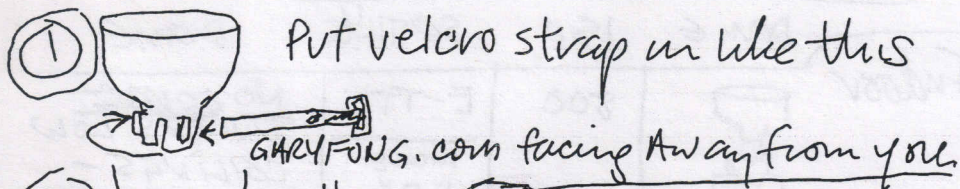



LightSphere Universal by Gary Fong



③ For vertical or Horizontal



④ Take your first test shot!!




- a ISO 800
- b No dome
- c Flash set on E-TTL
- d Camera on "P" mode
- e have fun and experim.

Follow me on
twitter:
garyfong-RETH

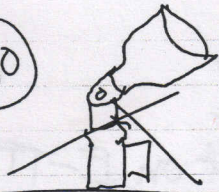
Facebook
gary.fong

Watch FREE VIDEOS! www.flashdiffuse.com

Recommended Settings

	DOM E	ISO	SETTINGS	DOM E
Indoor		800	E-TTL MODE "P"	NO DOME UNLESS LOW CEILING - TRY AMBER TOO
Outdoor Fill		100- 800	E-TTL MODE "P"	Forward -or- Amber for SUNSETS or open shade
Big Groups Indoor		800	E-TTL MODE "M" 1/60 sec f.4.0	Use Chrome dome for more power large groups

No



Do not put the head at a 45° angle like this! It won't look good!

Cloud vs	1/2 CLOUD vs	CLEAR ?
Warm light more shadow on vertical	Slightly warm light. Less shadow on V	Cooler light very slight shadowing